

# Angela Drake: Schoology 101



In this course, learners will become more familiar with our Learning Management System (LMS), Schoology. Learners will be able to find course materials, interpret necessary information, and submit assignments to the LMS.

Use the menu to navigate through this unit and test your comprehension after each lesson.

## SECTION ONE- SCHOOLGY ORGANIZATION

---

☰ Schoology Organization

📖 Schoology Organization Practice

## SECTION TWO- COURSE MATERIALS

---

☰ Course Materials

📖 Course Materials Practice

## SECTION THREE- SUBMITTING WORK

---

☰ Submitting work

 Submitting Work Practice

CONCLUSION

---

 Post-test

# Schoology Organization

## Objective

In this lesson, you will familiarize yourself with Schoology. You will be able to locate course materials, class notes, grades, current assignments, and upcoming assignments.

Click the buttons below for information about each element of Schoology.

The screenshot displays the Schoology interface for a course titled "Schoology 101: 2019" at Midland Valley High. The interface is organized into several key sections:

- Top Navigation Bar:** Includes "AIKEN COUNTY" logo, "COURSES", "GROUPS", and "RESOURCES" tabs, along with search, grid, calendar, and notification icons, and a user profile for "Angela Dreife".
- Left Sidebar:** Contains navigation options: "Materials" (callout 1), "Updates" (callout 2), "Grades" (callout 3), "Mastery", "Members", and "OneNote Class Notebo...". Below this is an "Information" section with "Grading period 2018-2019: 8/20/18 - 6/06/19".
- Main Content Area:** Displays the course structure with folders for "Fr. I Class Essentials", "Ch. 1 Partie 2", "Ch. 1 Partie 1", "Ch. 2 Partie 1", "Ch. 2 Partie 2", "Ch. 3 Partie 1", "Ch. 3 Partie 2", "Ch. 4 Partie 1", "Ch. 4 Partie 2", "Quarter 1", and "Quarter 2".
- Right Sidebar:** Features an "Upcoming" calendar with assignments: "WK26 Ch. 4 Act. 21" (callout 6), "WK26 Ch. 4 Act. 23-24", "WK26 Ch. 4 Voc. 2 Act. de communication 2A" (11:59 pm), "WK26 Quiz- Ch. 4 Voc. 2", and "WK26 Conjugation sheet (préférer and acheter)" (11:59 pm).
- Callouts:** Numbered circles 1, 2, 3, 4, 5, and 6 highlight specific interface elements as described above.

The screenshot shows a Schoology course page for "Schoology 101: 2019" at Midland Valley High. The page is organized into three main sections:

- Left Sidebar:** Contains navigation options: Materials (selected), Updates, Grades, Mastery, Members, and OneNote Class Notebo... Under "Information", it lists the grading period: 2018-2019: 8/20/18 - 6/06/19.
- Central Content Area:** Displays a list of folders under "All Materials":
  - Fr. I Class Essentials
  - Ch. 1 Partie 2
  - Ch. 1 Partie 1
  - Ch. 2 Partie 1
  - Ch. 2 Partie 2
  - Ch. 3 Partie 1
  - Ch. 3 Partie 2
  - Ch. 4 Partie 1
  - Ch. 4 Partie 2
  - Quarter 1
  - Quarter 2
- Right Panel:** Titled "Upcoming", it shows dates and assignments:
  - Tuesday, February 26, 2019
    - WK26 Ch. 4 Act. 21
    - WK26 Ch. 4 Act. 23-24
  - Wednesday, February 27, 2019
    - WK26 Ch. 4 Voc. 2 Act. de communication 2A 11:59 pm
  - Friday, March 1, 2019
    - WK26 Quiz- Ch. 4 Voc. 2
    - WK26 Conjugation sheet (préféer and acheter) 11:59 pm

## Materials Page

On the materials page, you will find course resources. Here, resources are organized by folders:

- Course materials in "Fr. I Class Essentials"
- Chapter notes labeled by chapter
- Archived assignments labeled by the Quarter they were assigned
- Weekly assignments labeled by the week number, the topic, and the date the week covers

The screenshot displays the Schoology interface for a course titled "Schoology 101: 2019" at Midland Valley High. The top navigation bar features the Aiken County logo, "COURSES", "GROUPS", and "RESOURCES" menus, along with search, grid, calendar, and email icons, and a user profile for Angela Drake with a notification badge showing "5".

The left sidebar contains a navigation menu with "Materials" (highlighted with a glasses icon), "Updates", "Grades", "Mastery", "Members", and "OneNote Class Notebo...". Below this is an "Information" section showing the "Grading period" as "2018-2019: 8/20/18 - 6/06/19".

The main content area lists course materials under the heading "All Materials". The list includes:

- Fr. I Class Essentials
- Ch. 1 Partie 2
- Ch. 1 Partie 1
- Ch. 2 Partie 1
- Ch. 2 Partie 2
- Ch. 3 Partie 1
- Ch. 3 Partie 2
- Ch. 4 Partie 1
- Ch. 4 Partie 2
- Quarter 1
- Quarter 2

The right sidebar shows an "Upcoming" section with a calendar icon and a notification badge showing "26". It lists upcoming dates and assignments:

- Tuesday, February 26, 2019
  - WK26 Ch. 4 Act. 21
  - WK26 Ch. 4 Act. 23-24
- Wednesday, February 27, 2019
  - WK26 Ch. 4 Voc. 2 Act. de communication 2A 11:59 pm
- Friday, March 1, 2019
  - WK26 Quiz- Ch. 4 Voc. 2
  - WK26 Conjugation sheet (préféer and acheter) 11:59 pm

At the bottom right of the page, there is a blue circular icon with a white "S" and a notification badge showing "5".

## Profile modification

You may modify your profile here: edit your name, add a photo, and change your password. Additionally, you can set up notifications, allowing Schoology to email you when certain course components such as assignments, announcements, or grades are added.

## Messaging tool

You may send message to me using this tool. A yellow notification number will appear for me, and you will find a yellow notification number on the envelope icon when I respond.

By using this tool, I am more able to provide you timely assistance, and I can offer help in the form of hyperlinks that can be used within Schoology.

## Grades page

Clicking on the grades page takes you an organized list of all graded work. You can navigate from assignment to assignment from there using the hyperlinks.

## Updates Page

On the updates page, you will find course announcements. A yellow notification circle will appear by the word "updates" to alert you that there is a new announcement.

Announcements will range from clarifying due dates, posting a change in bell schedules, or offering extra credit opportunities.



The screenshot shows the Schoology interface for the course 'Schoology 101: 2019' at Midland Valley High. The top navigation bar includes 'AIKEN COUNTY', 'COURSES', 'GROUPS', and 'RESOURCES'. The user 'Angela Drake' is logged in. The left sidebar contains navigation options: 'Materials', 'Updates', 'Grades', 'Mastery', 'Members', 'OneNote Class Notebo...', and 'Information' (Grading period: 2018-2019: 8/20/18 - 6/06/19). The main content area lists materials: 'Fr. I Class Essentials', 'Ch. 1 Partie 2', 'Ch. 1 Partie 1', 'Ch. 2 Partie 1', 'Ch. 2 Partie 2', 'Ch. 3 Partie 1', 'Ch. 3 Partie 2', 'Ch. 4 Partie 1', 'Ch. 4 Partie 2', 'Quarter 1', and 'Quarter 2'. The right sidebar shows the 'Upcoming' section with assignments for Tuesday, February 26, 2019 (WK26 Ch. 4 Act. 21 and WK26 Ch. 4 Act. 23-24), Wednesday, February 27, 2019 (WK26 Ch. 4 Voc. 2 Act. de communication 2A), and Friday, March 1, 2019 (WK26 Quiz- Ch. 4 Voc. 2 and WK26 Conjugation sheet). A notification badge with the number 6 is visible next to the upcoming assignments.

## Upcoming assignments section

The upcoming assignments column is a handy shortcut to finding assignments. If work is to be graded and has a date associated with it, it can be found here.

You can preview your week by scanning all of the assignments for the week, and the following week, if those assignments are already posted. If you were absent, the assignment that you missed will be there waiting for you to complete.

Be aware, however, sometimes, assignments do not occur in the order listed in this section. Use the white board in the classroom to determine in which order assignment will be completed.



- Materials
- Updates

Grades

- Mastery
- Members
- OneNote Class Notebo...

Information

Grading period  
2018-2019: 8/20/18 - 6/06/19

Schoology 101: 2019  
Midland Valley High

2018-2019: 8/20/18 - 6/06/19	(100%)	—
Homework	(30%)	7
WK25 CVG 40 RE Verbs/RE verbs conjugation	2/18/19	—
WK25 Dictée 1 Ger/Cer verbs	2/18/19	8
WK25 Dictée 2 RE verbs	2/19/19 11:59pm	—
WK 25 Running Dictation	2/20/19	—
WK25 Ch. 4 Act. 8-9 p. 116	2/20/19 11:59pm	—
WK25 Dictée 3 RE verbs	2/21/19 11:59pm	—
WK26 Copiez Ch. 4 Voc. 2, les couleurs, et les nombres	2/22/19	9
WK26 CVG 31-33	2/25/19	—
WK26 Ch. 4 Act. 23-24	2/26/19	—



## Grade type

In this course, you have three types of grades: Homework, Quizzes, and Tests.

Each grade type has a folder with an arrow. When the arrow is pointing down, the contents of the folder are visible. When the arrow is pointing right the contents are hidden, minimizing the folder. Click the arrow to change its direction, viewing or hiding assignments.

Schooly 101: 2019  
Midland Valley High

2018-2019: 8/20/18 - 6/06/19 (100%)

Homework (30%)

WK25 CVG 40 RE Verbs/RE verbs conjugation	2/18/19	—
WK25 Dictée 1 Ger/Cer verbs	2/18/19	—
WK25 Dictée 2 RE verbs	2/19/19 11:59pm	—
WK 25 Running Dictation	2/20/19	—
WK25 Ch. 4 Act. 8-9 p. 116	2/20/19 11:59pm	—
WK25 Dictée 3 RE verbs	2/21/19 11:59pm	—
WK26 Copiez Ch. 4 Voc. 2, les couleurs, et les nombres	2/22/19	9
WK26 CVG 31-33	2/25/19	—
WK26 Ch. 4 Act. 23-24	2/26/19	—

## Hyperlinked assignment

Each assignment listed is hyperlinked to its location in the weekly assignment folder. You can click into the assignment to view the description of the assignment or to complete the work directly in Schoology.

You can also anticipate the type of assignment by investigating the title of the assignment. You can infer that copying chapter vocabulary will take place on paper. CVG 40, the first assignment listed here, is a workbook page. There will be assignments that are completed on paper; The description, any necessary attachments, and the grades are stored in Schoology, keeping all assignments together.

Schoolology 101: 2019  
Midland Valley High

Assignment	Date	Score
2018-2019: 8/20/18 - 6/06/19	2/18/19	(100%)
Homework (30%)		
Wk25 CVG 40 RE Verbs/RE verbs conjugation	2/18/19	--
Wk25 Dictée 1 Ger/Cer verbs	2/18/19	--
Wk25 Dictée 2 RE verbs	2/19/19 11:59pm	--
Wk 25 Running Dictation	2/20/19	--
Wk25 Ch. 4 Act. 8-9 p. 116	2/20/19 11:59pm	--
Wk25 Dictée 3 RE verbs	2/21/19 11:59pm	--
Wk26 Copiez Ch. 4 Voc. 2, les couleurs, et les nombres	2/22/19	--
Wk26 CVG 31-33	2/25/19	--
Wk26 Ch. 4 Act. 23-24	2/26/19	--

## Assignment data

You can collect a lot of detail about the assignment right here. You can see the title, the date the work was assigned, and the score the assigned received.

In this grades page, none of the work has been submitted and no score has been provided. Double dashes do no indicate a 0. Only zeros indicate a 0.

CONTINUE

# Schoology Organization Practice

---

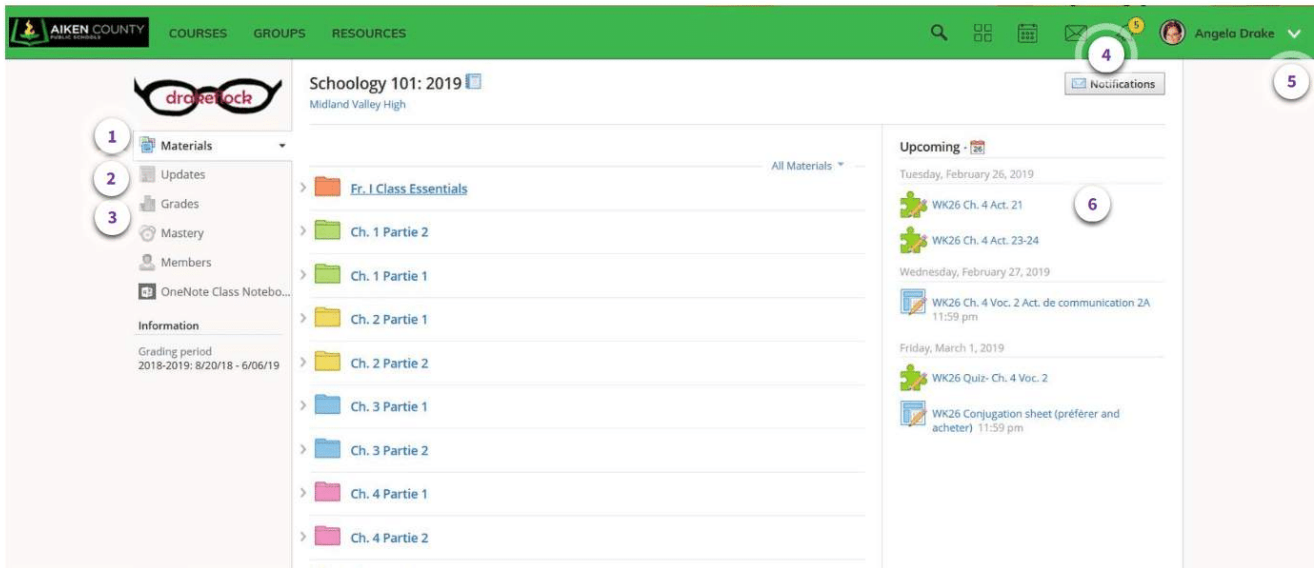
Answer questions about course organization in Schoology.

---

Question

01/01

Determine where you would find the following information.



List of hyperlinked assignment and grades earned

2: Updates

Quick link to today's assignment

6: Upcoming

Tool for messaging with the teacher about assignments

5: Profile page

Chapter notes and weekly assignments page

1: Materials



Change password

3: Grades



announcements, deadlines, and posts  
or testing schedules

4: Messaging Tool



# Course Materials

---

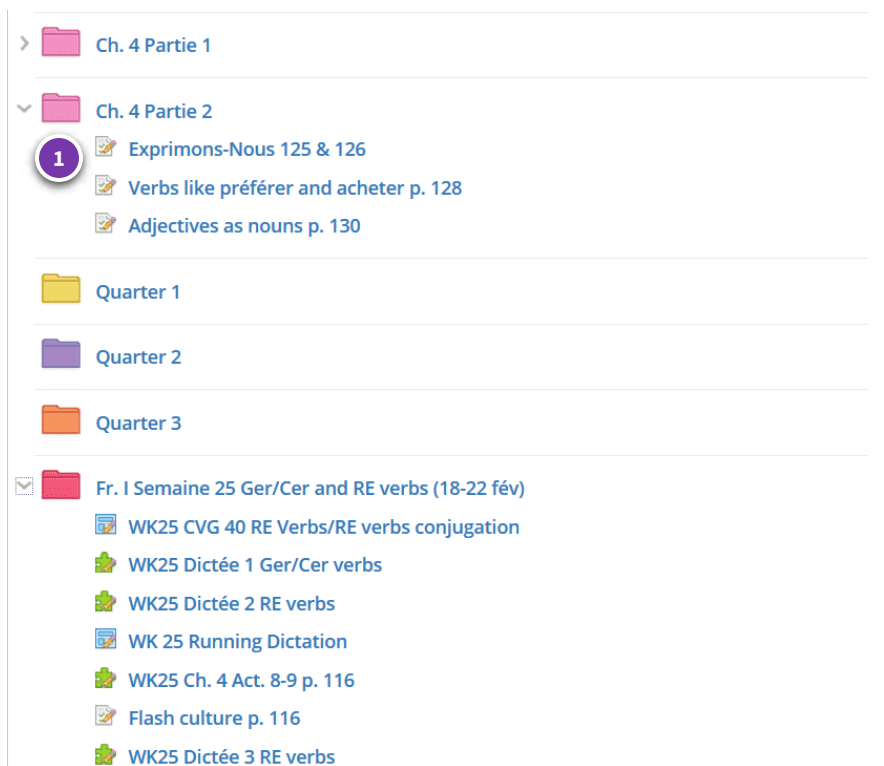
## Objectives

- Identify different types of assignments by icon: pages, discussion, quiz tool, and assignment
- Use weekly folders or grades to find assignment

Click the buttons below for information about each element of Schoology.

The screenshot shows a sidebar of course materials in Schoology. It includes the following items:

- > Ch. 4 Partie 1
- ▼ Ch. 4 Partie 2
  - 1 Exprimons-Nous 125 & 126
  - Verbs like préférer and acheter p. 128
  - Adjectives as nouns p. 130
- Quarter 1
- Quarter 2
- Quarter 3
- Fr. I Semaine 25 Ger/Cer and RE verbs (18-22 fév)
  - 2 WK25 CVG 40 RE Verbs/RE verbs conjugation
  - WK25 Dictée 1 Ger/Cer verbs
  - 3 WK25 Dictée 2 RE verbs
  - WK 25 Running Dictation
  - WK25 Ch. 4 Act. 8-9 p. 116
  - 4 Flash culture p. 116
  - WK25 Dictée 3 RE verbs



## Materials Page Folders

You can reveal the contents of a folder by clicking the arrow, changing its direction from right to down. When the arrow is down, you can view the contents of a chapter notes folder or a weekly assignment without opening it on a new web page.

The screenshot displays a hierarchical folder structure in Schoology. At the top, there is a folder named 'Ch. 4 Partie 1'. Below it is an expanded folder 'Ch. 4 Partie 2' containing three assignments: 'Exprimons-Nous 125 & 126', 'Verbs like préférer and acheter p. 128', and 'Adjectives as nouns p. 130'. Further down are three folders labeled 'Quarter 1', 'Quarter 2', and 'Quarter 3'. The bottom section features a folder 'Fr. I Semaine 25 Ger/Cer and RE verbs (18-22 fév)' which contains several assignments: 'WK25 CVG 40 RE Verbs/RE verbs conjugation', 'WK25 Dictée 1 Ger/Cer verbs', 'WK25 Dictée 2 RE verbs', 'WK 25 Running Dictation', 'WK25 Ch. 4 Act. 8-9 p. 116', 'Flash culture p. 116', and 'WK25 Dictée 3 RE verbs'. A purple circular icon with the number '4' is positioned to the left of the 'Flash culture p. 116' assignment.

## Page Icon

This icon indicates a page created in Schoology that allows the teacher to store an information page in your week. It rarely includes work that is graded, and it helps the teacher to present information in a certain order throughout the week.

The screenshot shows a list of folders and assignments in a Schoology interface. The folders are: Ch. 4 Partie 1, Ch. 4 Partie 2, Quarter 1, Quarter 2, and Quarter 3. The assignments are: Fr. I Semaine 25 Ger/Cer and RE verbs (18-22 fév), WK25 CVG 40 RE Verbs/RE verbs conjugation, WK25 Dictée 1 Ger/Cer verbs, WK25 Dictée 2 RE verbs, WK 25 Running Dictation, WK25 Ch. 4 Act. 8-9 p. 116, Flash culture p. 116, and WK25 Dictée 3 RE verbs. A purple circle with the number 3 is next to the 'WK25 Dictée 2 RE verbs' assignment, which has a puzzle piece icon next to its title.

## Puzzle piece icon

This puzzle piece icon indicates a quiz tool. Any quiz tool assignment that is worth a quiz grade will have the word "Quiz" in its title.

These assignments are done directly in Schoology. Often times, when you press submit, you will get a score immediately. There are some types of questions have a subjective answer, and you may have to wait for a manual grade from the teacher.

- > Ch. 4 Partie 1

---

- ▼ Ch. 4 Partie 2
  - ✍ Exprimons-Nous 125 & 126
  - ✍ Verbs like préférer and acheter p. 128
  - ✍ Adjectives as nouns p. 130

---

- 📁 Quarter 1

---

- 📁 Quarter 2

---

- 📁 Quarter 3



---

- 📧 Fr. I Semaine 25 Ger/Cer and RE verbs (18-22 fév)
  - 2 📄 WK25 CVG 40 RE Verbs/RE verbs conjugation
  - 📄 WK25 Dictée 1 Ger/Cer verbs
  - 📄 WK25 Dictée 2 RE verbs
  - 📄 WK 25 Running Dictation
  - 📄 WK25 Ch. 4 Act. 8-9 p. 116
  - ✍ Flash culture p. 116
  - 📄 WK25 Dictée 3 RE verbs



## Assignment Icon





This icon is an "Assignment" icon. The work can either be submitted with an attachment or typing in a submission box, or it is a space holder for assignment descriptions and grades in Schoology. Investigate the type of assignment by clicking into the link and reading the description that usually accompanies such work.

- >  **Fr. I Semaine 24 Spoken Test: Ma journée scolaire (11-15 fév)**   
3 sections





















---

- >  **Fr. I Semaine 25 Ger/Cer and RE verbs (18-22 fév)**   
3 sections

---

- >  **Fr. I Semaine 26 Les fournitures scolaires (25 fév - 1 mar)**   
3 sections

---

- ▼  **Fr. I Semaine 27 Les verbes comme préférer et acheter (4-8 mars)**   
3 sections
  -  Vidéo- Spelling change verbs 
  -  Pratique Extra- Spelling change verbs 
  -  WK 27 Living sentences- spelling change verbs and adjective agreement 
  -  WK 27 Ch. 4 Act 27-29 
  -  WK 27 Review: Photo Captions 
  -  WK 27 Enigma- Spelling change 
  -  WK 27 Feuille- Spelling Change 
  -  WK27 Quiz- Spelling change verbs 
  -  **5** WK 28 Ch. 4 Project: Photo Captions 

- > 📁 **Fr. I Semaine 24 Spoken Test: Ma journée scolaire (11-15 fév)** ⚙️  
3 sections

---

- > 📁 **Fr. I Semaine 25 Ger/Cer and RE verbs (18-22 fév)** ⚙️  
3 sections

---

- > 📁 **Fr. I Semaine 26 Les fournitures scolaires (25 fév - 1 mar)** ⚙️  
3 sections

---

- v 📁 **Fr. I Semaine 27 Les verbes comme préférer et acheter (4-8 mars)** ⚙️  
3 sections
  - 📺 Vidéo- Spelling change verbs ⚙️
  - 📄 Pratique Extra- Spelling change verbs ⚙️
  - 📖 WK 27 Living sentences- spelling change verbs and adjective agreement ⚙️
  - 📅 WK 27 Ch. 4 Act 27-29 ⚙️
  - 🗣️ WK 27 Review: Photo Captions ⚙️
  - 📖 WK 27 Enigma- Spelling change ⚙️
  - 📄 WK 27 Feuille- Spelling Change ⚙️
  - 📅 WK27 Quiz- Spelling change verbs ⚙️
  - 5 🗣️ WK 28 Ch. 4 Project: Photo Captions ⚙️

## Speech Bubble Icon

A speech bubble icon indicates a class discussion. Any work posted in a discussion is visible to everyone in the class. You might be asking to ask or answer a question. Most often, however, this tool is used as a space for displaying all presentations or projects for all to appreciate.

**WK25 CVG 40 RE Verbs/RE verbs conjugation**

Conjugation sheet:

Use the notes the top of page 116 to complete the conjugation sheet for -re verbs.

ATTENTION: use the pattern from page 116 (not -er verb endings!)

CVG 40:

CHAPITRE 4 Mon ...

Due Monday, February 18, 2019

**WK25 Dictée 1 Ger/Cer verbs**

Due Monday, February 18, 2019

**WK25 Dictée 2 RE verbs**

Due Tuesday, February 19, 2019 at 11:59 pm

**WK 25 Running Dictation**

Students will group up by row. You will want to assemble together in groups so thta you can hear one person talking.,

Each member of the group will go outside the class, read a sentence off the ...

Due Wednesday, February 20, 2019

**WK25 Ch. 4 Act. 8-9 p. 116**

Due Wednesday, February 20, 2019 at 11:59 pm

**Flash culture p. 116**



Schoology 101: 2019


Fr. I Semaine 25 Ger/Cer and RE verbs (18-22 fév) **6**

◀ Prev Next ▶

---


↶

---


 **WK25 CVG 40 RE Verbs/RE verbs conjugation**

Conjugation sheet:  
Use the notes the top of page 116 to complete the conjugation sheet for -re verbs.  
ATTENTION: use the pattern from page 116 (not -er verb endings!)  
CVG 40:  
CHAPITRE 4 Mon ...  
Due Monday, February 18, 2019


---

 **WK25 Dictée 1 Ger/Cer verbs**  
Due Monday, February 18, 2019


---

 **WK25 Dictée 2 RE verbs**  
Due Tuesday, February 19, 2019 at 11:59 pm


---


 **WK 25 Running Dictation**  
Students will group up by row. You will want to assemble together in groups so thta you can hear one person talking.,  
Each member of the group will go outside the class, read a sentence off the ...  
Due Wednesday, February 20, 2019

---

 **WK25 Ch. 4 Act. 8-9 p. 116**  
Due Wednesday, February 20, 2019 at 11:59 pm

---

 **Flash culture p. 116**



## Weekly assignment Folder

If you click into a weekly assignment folder from the materials page, you will see more detailed information about the week's assignments.

You will see the date associated with that week's work, you will detect the type of assignment it is, and you will see a description of each assignment.

7

WK 25 Running Dictation 19/2/19

8

Excused

WK25 Dictée 1 Ger/Cer verbs 19/2/19 11:59pm

0 / 100

complete by 2/26/19

9

WK25 Ch. 4 Act. 8-9 p. 116 21/2/19 11:59pm

90.91 / 100

WK25 Dictée 2 RE verbs 21/2/19 11:59pm

66.67 / 100

WK26 Copiez Ch. 4 Voc. 2, les couleurs, et les nombres 25/2/19 11:59pm

100 / 100

WK26 CVG 31-33 25/2/19 11:59pm

90 / 100

WK26 Ch. 4 Act. 21 26/2/19

—

use electronic text book for sound

WK26 Ch. 4 Act. 23-24 26/2/19 11:59pm

—

complete by 3/1/19

WK26 Ch. 4 Voc. 2 Act. de communication 2A 27/2/19 11:59pm

100 / 100

WK26 CVG 46 and Conj sheet Spelling change 01/3/19 11:59pm

—

<

WK 27 Ch. 4 Act 27-29 05/3/19 11:59pm

—

WK 27 Living sentences- spelling change verbs and adjective agreement 05/3/19 11:59pm

—

WK 27 Feuille- Spelling Change 07/3/19

—

7		WK 25 Running Dictation	19/2/19	—	Excused
WK25	Dictée 1 Ger/Cer verbs	19/2/19 11:59pm	0 / 100	complete by 2/26/19	
WK25	Ch. 4 Act. 8-9 p. 116	21/2/19 11:59pm	90.91 / 100		
WK25	Dictée 2 RE verbs	21/2/19 11:59pm	66.67 / 100		
WK26	<a href="#">Copiez Ch. 4 Voc. 2, les couleurs, et les nombres</a>	25/2/19 11:59pm	100 / 100		
WK26	CVG 31-33	25/2/19 11:59pm	90 / 100		
WK26	Ch. 4 Act. 21	26/2/19	—	use electronic text book for sound	
WK26	Ch. 4 Act. 23-24	26/2/19 11:59pm	—	complete by 3/1/19	
WK26	Ch. 4 Voc. 2 Act. de communication 2A	27/2/19 11:59pm	100 / 100		
WK26	CVG 46 and Conj sheet Spelling change	01/3/19 11:59pm	—		
WK 27	Ch. 4 Act 27-29	05/3/19 11:59pm	—		
WK 27	Living sentences- spelling change verbs and adjective agreement	05/3/19 11:59pm	—		
WK 27	Feuille- Spelling Change	07/3/19	—		

## Grades Page

Another way to view a listing of assignments is by clicking the "grades" link in the left hand column of the course.

Here, you will find hyperlinks to graded work only; There will be no pages and no chapter notes seen here.

Assignments are listed by order of date. You'll notice that Schoology reverses the month and the day in the date order. That means that Feb 19 will be listed a 19/2/19.

You'll notice that I try to identify assignments the week they were assigned in the title of the assignment.

WK 25 Running Dictation	19/2/19		—	Excused
WK25 Dictée 1 Ger/Cer verbs	19/2/19 11:59pm		0 / 100	complete by 2/26/19
WK25 Ch. 4 Act. 8-9 p. 116	21/2/19 11:59pm		90.91 / 100	
WK25 Dictée 2 RE verbs	21/2/19 11:59pm		66.67 / 100	
<a href="#">WK26 Copiez Ch. 4 Voc. 2, les couleurs, et les nombres</a>	<a href="#">25/2/19 11:59pm</a>		100 / 100	
WK26 CVG 31-33	25/2/19 11:59pm		90 / 100	
WK26 Ch. 4 Act. 21	26/2/19		—	use electronic text book for sound
WK26 Ch. 4 Act. 23-24	26/2/19 11:59pm		—	complete by 3/1/19
WK26 Ch. 4 Voc. 2 Act. de communication 2A	27/2/19 11:59pm		100 / 100	
WK26 CVG 46 and Conj sheet Spelling change	01/3/19 11:59pm		—	
WK 27 Ch. 4 Act 27-29	05/3/19 11:59pm		—	
WK 27 Living sentences- spelling change verbs and adjective agreement	05/3/19 11:59pm		—	
WK 27 Feuille- Spelling Change	07/3/19		—	

## Dashes

A dash by a grade is not a zero. Zeros are zeros. Dashes might mean that an assignment is waiting to be graded, or it has not yet been assigned.

Look at the date or look at the title of the assignment. If the assignment is a paper assignment, chances are, it is on my desk waiting to be graded.

WK 25 Running Dictation	19/2/19		—	Excused
WK25 Dictée 1 Ger/Cer verbs	19/2/19 11:59pm		0 / 100	complete by 2/26/19
WK25 Ch. 4 Act. 8-9 p. 116	21/2/19 11:59pm		90.91 / 100	
WK25 Dictée 2 RE verbs	21/2/19 11:59pm		66.67 / 100	
<a href="#">WK26 Copiez Ch. 4 Voc. 2, les couleurs, et les nombres</a>	<a href="#">25/2/19 11:59pm</a>		100 / 100	
WK26 CVG 31-33	25/2/19 11:59pm		90 / 100	
WK26 Ch. 4 Act. 21	26/2/19		—	use electronic text book for sound
WK26 Ch. 4 Act. 23-24	26/2/19 11:59pm		—	complete by 3/1/19
WK26 Ch. 4 Voc. 2 Act. de communication 2A	27/2/19 11:59pm		100 / 100	
WK26 CVG 46 and Conj sheet Spelling change	01/3/19 11:59pm		—	
WK 27 Ch. 4 Act 27-29	05/3/19 11:59pm		—	
WK 27 Living sentences- spelling change verbs and adjective agreement	05/3/19 11:59pm		—	
WK 27 Feuille- Spelling Change	07/3/19		—	

9

## Notes on grades

Occasionally, I will type in notes to you about your grade, giving you deadlines for making up work. Any message there was generated by me specifically for you,

This is a courtesy to you. Do not become reliant on this information. You are still responsible for your work five days after your return to school from your absence. Being absent again does not excuse the five-day make-up period and extend deadline to complete your make-up work.

Assignment	Date	Score	Notes
WK 25 Running Dictation	19/2/19	—	Excluded
WK25 Dictée 1 Ger/Cer verbs	19/2/19 11:59pm	0 / 100	complete by 2/26/19
WK25 Ch. 4 Act. 8-9 p. 116	21/2/19 11:59pm	90.91 / 100	
WK25 Dictée 2 RE verbs	21/2/19 11:59pm	66.67 / 100	
Wk26 Copiez Ch. 4 Voc. 2, les couleurs, et les nombres	25/2/19 11:59pm	100 / 100	
Wk26 CVG 31-33	25/2/19 11:59pm	90 / 100	
Wk26 Ch. 4 Act. 21	26/2/19	—	use electronic text book for sound
Wk26 Ch. 4 Act. 23-24	26/2/19 11:59pm	—	complete by 3/1/19
Wk26 Ch. 4 Voc. 2 Act. de communication 2A	27/2/19 11:59pm	100 / 100	
Wk26 CVG 46 and Conj sheet Spelling change	01/3/19 11:59pm	—	
Wk 27 Ch. 4 Act 27-29	05/3/19 11:59pm	—	
Wk 27 Living sentences- spelling change verbs and adjective agreement	05/3/19 11:59pm	—	
Wk 27 Feuille- Spelling Change	07/3/19	—	

## Exempt

If you do not need to make-up an assignment, I will put an "exempt" marker on your assignment. This is something we did aloud in class that you are excused from having to make-up.

CONTINUE

# Course Materials Practice

---

Answer the following questions about course materials.

---

Question

01/03

An example of a quiz tool that is scored automatically is labeled with the number \_\_\_\_.

> Ch. 4 Partie 1

▼ Ch. 4 Partie 2

1 Exprimons-Nous 125 & 126

Verbs like préférer and acheter p. 128

Adjectives as nouns p. 130

Quarter 1

Quarter 2

Quarter 3

Fr. I Semaine 25 Ger/Cer and RE verbs (18-22 fév)

2 WK25 CVG 40 RE Verbs/RE verbs conjugation

WK25 Dictée 1 Ger/Cer verbs

3 WK25 Dictée 2 RE verbs

WK 25 Running Dictation

WK25 Ch. 4 Act. 8-9 p. 116

4 Flash culture p. 116

WK25 Dictée 3 RE verbs

1



2

3

4

Question

02/03

Based on the title and type of assignment, we can assume that CVG 40/RE verbs conjugation is ...

The screenshot shows a file explorer interface with the following structure:

- > Ch. 4 Partie 1
- ▼ Ch. 4 Partie 2
  - 1 Exprimons-Nous 125 & 126
  - Verbs like préférer and acheter p. 128
  - Adjectives as nouns p. 130
- Quarter 1
- Quarter 2
- Quarter 3
- Fr. I Semaine 25 Ger/Cer and RE verbs (18-22 fév)
  - 2 WK25 CVG 40 RE Verbs/RE verbs conjugation
  - WK25 Dictée 1 Ger/Cer verbs
  - 3 WK25 Dictée 2 RE verbs
  - WK 25 Running Dictation
  - WK25 Ch. 4 Act. 8-9 p. 116
  - 4 Flash culture p. 116
  - WK25 Dictée 3 RE verbs

- an assignment completed on paper
- an automatically graded quiz tool
- a discussion
- an assignment to be submitted electronically

Question

03/03

If the date is February 28, why does the assignment "WK 26 CVG 46 and Conj sheet Spelling Change" have dashes instead of a score?

8	WK 25 Running Dictation	19/2/19		9	—	Excused
	WK25 Dictée 1 Ger/Cer verbs	19/2/19 11:59pm			0 / 100	complete by 2/26/19
	WK25 Ch. 4 Act. 8-9 p. 116	21/2/19 11:59pm			90.91 / 100	
	WK25 Dictée 2 RE verbs	21/2/19 11:59pm			66.67 / 100	
	WK26 Copiez Ch. 4 Voc. 2. les couleurs, et les nombres	25/2/19 11:59pm			100 / 100	
	WK26 CVG 31-33	25/2/19 11:59pm			90 / 100	
	WK26 Ch. 4 Act. 21	26/2/19			—	use electronic text book for sound
	WK26 Ch. 4 Act. 23-24	26/2/19 11:59pm			—	complete by 3/1/19
	WK26 Ch. 4 Voc. 2 Act. de communication 2A	27/2/19 11:59pm			100 / 100	
	WK26 CVG 46 and Conj sheet Spelling change	01/3/19 11:59pm			—	

- Because it is a zero
- Because the students was absent
- Because the handout is yet to be graded
- Because the work has not been assigned yet

# Submitting work

---

## Objectives

In this lesson, you will learn to:

- Type into a discussion
- Attach a file in a discussion
- Submit answers in a quiz tool: one page, multiple pages
- Split your screen to view electronic notes at the same time as a quiz tool
- Submit work in an assignment: upload, create, resources
- Use answers from first submission to correct second submission

## **Submitting Work**

In the next few pages, you will see how to submit work in Schoology

## Step 1

# Typing into a discussion

WK 28 Ch. 4 Project: Photo Captions



Write four sentences using -ger, -cer, -re, spelling change verbs and school supply vocabulary.

Take a (humorous) photo of the members of your group that models the statement/Q and A.

Create a photo with the captions **on** the actual photo and post them to the discussion. Group members should post their photos in one thread.

Posted today at 4:41 pm



Write a comment

1(A) ▾



Highlight User ▾



In order to type into a discussion, scroll down until you see a dialogue box that says "Write a comment."

Click into the comment box, and begin typing where you see the cursor blink.

## Step 2

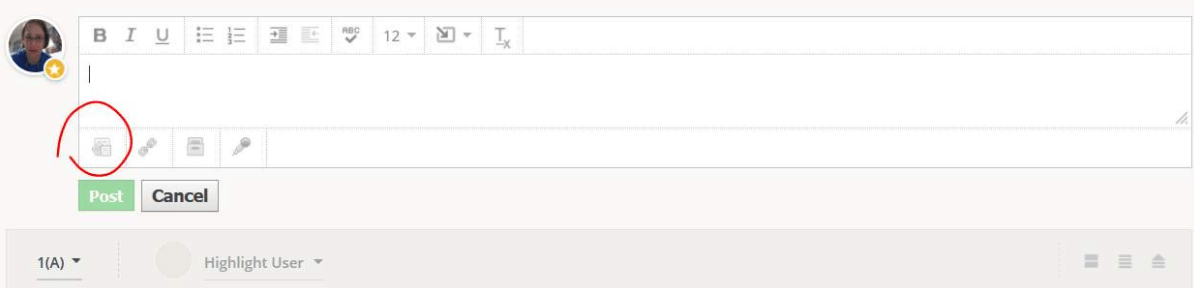
### Attach a file in a discussion

Write four sentences using -ger, -cer, -re, spelling change verbs and school supply vocabulary.

Take a (humorous) photo of the members of your group that models the statement/Q and A.

Create a photo with the captions on the actual photo and post them to the discussion. Group members should post their photos in one thread.

Posted today at 4:41 pm



The screenshot shows a discussion post editor. At the top, there are three instructions: "Write four sentences using -ger, -cer, -re, spelling change verbs and school supply vocabulary.", "Take a (humorous) photo of the members of your group that models the statement/Q and A.", and "Create a photo with the captions on the actual photo and post them to the discussion. Group members should post their photos in one thread." Below the instructions, it says "Posted today at 4:41 pm". The editor itself has a profile picture on the left, a rich text toolbar with options like Bold (B), Italic (I), Underline (U), Bulleted List, Numbered List, Indent, Outdent, Undo, Redo, Font Size (12), Text Color, and Link. Below the toolbar is a large text input area. At the bottom of the input area is a secondary toolbar with icons for inserting a file, a link, a video, and a photo. The file icon is circled in red. Below this toolbar are "Post" and "Cancel" buttons. At the very bottom of the editor, there is a footer with "1(A)" and "Highlight User" options.

To attach a file or presentation in a discussion, click in the comment area, then find the first icon in the bottom toolbar of the box. Click the icon circled below and locate the file on your desktop, typically found in "My documents."

### Step 3

## Submit answers in a quiz tool

Schoology will save any work that you type in a quiz tool. If you are not finished with your work, you can click out of the quiz tool, and your answers will be saved when you resume the next time.

By clicking "submit work," you are telling the program to grade the work, or send the work to the teacher for grading.



## Step 4

### Submit answers in a multiple page quiz tool



3 phrases pour décrire Faris et 3 phrases pour décrire Amélie.

[Review Answers](#)

[Back](#)

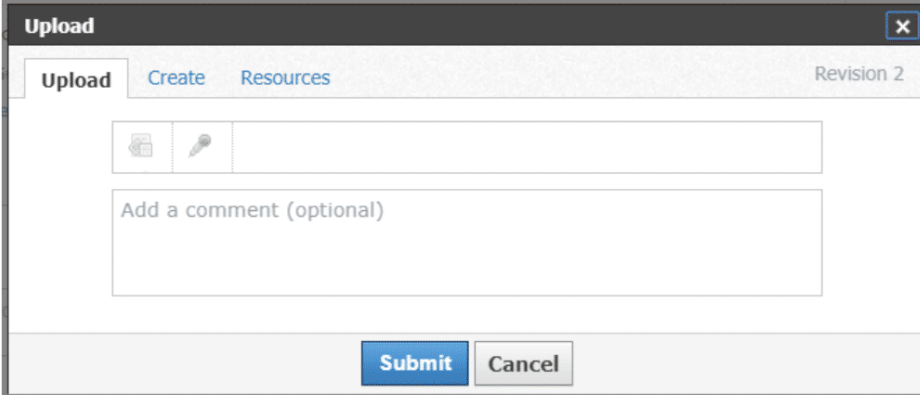
Sometimes, the assignment is divided across multiple pages. In this case, you will have an additional step. You will be asked to review your answers before hitting the submit button. You will have two steps instead of the usual one button to click.

## Step 5

# Submitting typing or attachments in an "assignment"

To make a submission to an assignment from the web platform, students can:

1. Click the assignment for which they'd like to make a submission.
2. Click **Submit Assignment** in the **Submissions** area in the right column.
3. Select one of these options:
  - **Upload:** Select a file saved to the computer.
  - **Create:** Create a document on the web using the text editor.
  - **Resources:** Select a file from the **My Resources** area or from a **Resource App**.
4. Click **Submit** to finish.

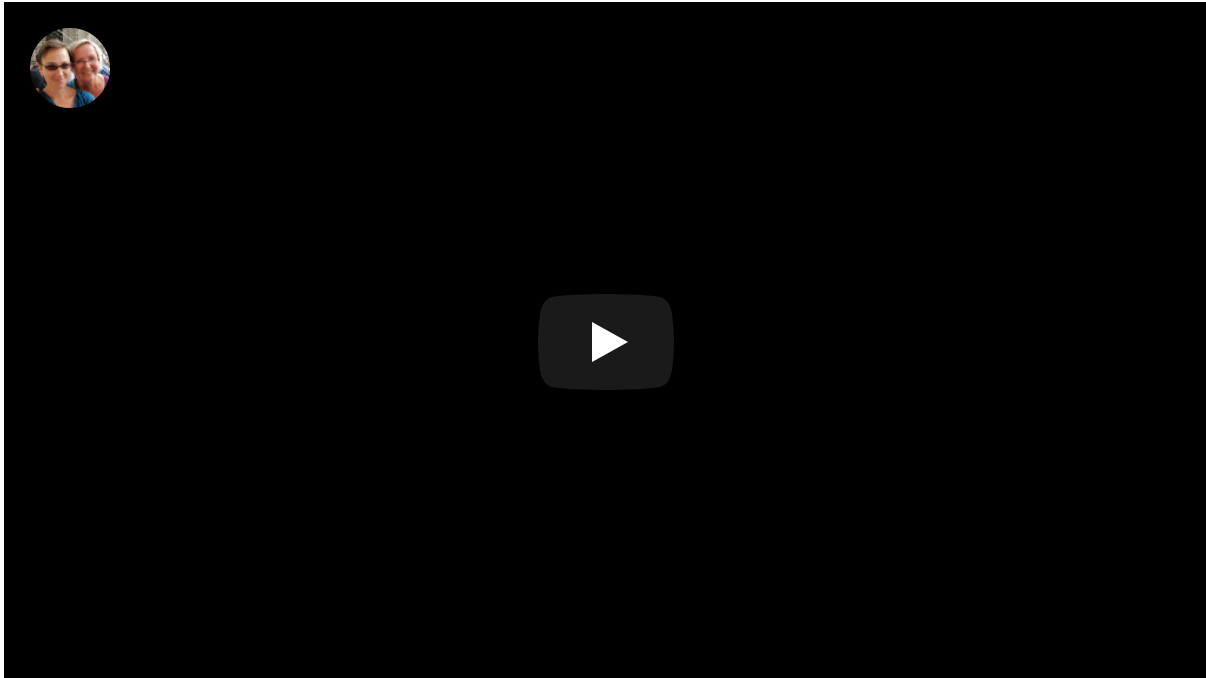


The screenshot shows a modal window titled "Upload" with a close button in the top right corner. The window has three tabs: "Upload" (which is active), "Create", and "Resources". In the top right corner of the modal, it says "Revision 2". Below the tabs is a file selection area with a folder icon and a search icon. Underneath that is a text input field with the placeholder text "Add a comment (optional)". At the bottom of the modal are two buttons: "Submit" and "Cancel".

If I expect you to turn the work in electronically, you will click on a box labeled "Submit Assignment." Follow the instructions above. (Courtesy of Schoology: <https://support.schoology.com/hc/en-us/articles/201001323-How-do-students-submit-assignments-#web>)

## Step 6

### Splitting your screen to view notes and assignment together



To have two screens open at once, they must be in different windows (not different tabs.) Use the Windows button and the arrow key at the same time to send one window to one side of the screen. Then select the other window that you want to sit next to that screen.

Quick tip: To change any tab to a new window, simply put your mouse on the title of the tag, and drag in down off of the tab, and it will automatically become a new window.

## Step 7

### Retake a quiz tool using previous answers

Often, you will be allow to complete a quiz tool assignment up to three times. This does NOT apply to actual quizzes. Before you try a new attempt, read through the answers that you got wrong, and find the reason for your error before you begin your next attempt.

You should open the first submission's answers, then open Schoology in a new window of your browser, locating the assignment and clicking into a new attempt. Then split your screen, taking the correct answers from the first, and changing the answer when it was wrong.

## Summary

Remember to submit answers in the quiz tool only when it is ready to be graded. In assignment and discussion, you can easily edit your submission after it has been sent in. In discussions, you can also edit your post by moving your mouse to the right side of the your post to find a "... " menu to choose to get into edit mode. In assignments, click on "resubmit assignment," and you can edit your submission.

CONTINUE

# Submitting Work Practice

---

Answer the following questions about submitting work in Schoology.

---

Question

01/03

If you wanted to view two screens at once, what would you do?

---

- Borrow a friend's computer.
- Open the desired second page in a new window, then click the windows button and an arrow key a the same time.
- Sneak in my cell phone

Question

02/03

The assignment below is classified as \_\_\_ in Schoology.

WK 28 Ch. 4 Project: Photo Captions



Write four sentences using -ger, -cer, -re, spelling change verbs and school supply vocabulary.

Take a (humorous) photo of the members of your group that models the statement/Q and A.

Create a photo with the captions on the actual photo and post them to the discussion. Group members should post their photos in one thread.


Posted today at 4:41 pm



Write a comment

1(A) ▾

Highlight User ▾



- a discussion
- an assignment
- a quiz tool
- a page



## Question

03/03

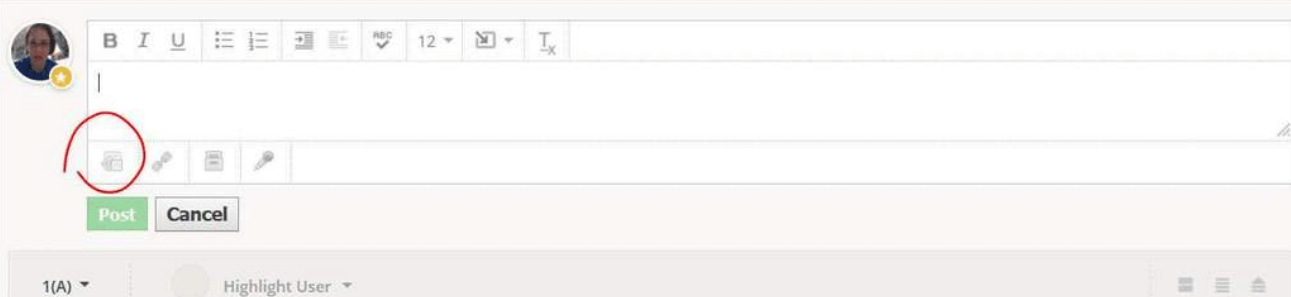
Click on this circled icon in order to...

Write four sentences using -ger, -cer, -re, spelling change verbs and school supply vocabulary.

Take a (humorous) photo of the members of your group that models the statement/Q and A.

Create a photo with the captions on the actual photo and post them to the discussion. Group members should post their photos in one thread.

Posted today at 4:41 pm



1(A) Highlight User

- submit answers in a quiz
- attach a file into a discussion
- submit typing into a "submit assignment box"

# Post-test

---

## Post-test

The posttest will be completed in the Sandbox course of Schoology created for this instructional module.

Sign in with your profile in Schoology, and under course, select join a course. Input the class code JD8PJ-7WDVW.

Complete all of the assignments in your “Post-test after Schoology 101 Instructional Module” folder.

The screenshot shows the Schoology course interface for 'Schoology 101: 2019'. The course title is 'Post-test after Schoology 101 Instructional Module'. The interface includes a sidebar with navigation options like 'Materials', 'Updates', 'Gradebook', and 'Members'. The main content area lists several assignments and discussion posts, each with a due date of Friday, 1 March 2019 at 11:59 pm. The assignments include 'Post-test Quiz Tool: One page', 'Post-test Quiz Tool: Two pages', 'Post-test Discussion: Submit a file', and 'Post-Test Assignment: Submit screenshot of Split Screen'. The discussion posts include 'Post-test Discussion: Post a comment' and 'Post-test Discussion: Submit a file'. The interface also features a 'drone lock' logo and an 'Access Code' field with the code 'JD8PJ-7WDVW'.